




District Report Card: 2017			
State: Rajasthan		District: Jhunjhunu	
Class: 8		Subject: Language	
Schools: 49		Students: 1018	


Participation/Coverage


Students

<div>GENDER</div> <div></div>	Boys				Girls			
	Number		%		Number		%	
	466		45.78		552		54.22	

<div>AREA</div> <div></div>	Rural				Urban			
	Number		%		Number		%	
	899		88.31		119		11.69	

<div>CATEGORY</div> <div></div>	SC		ST		OBC		GEN	
	Number	%	Number	%	Number	%	Number	%
	398	39.10	39	3.83	478	46.95	103	10.12

<div>CWSN</div> <div></div>	LD	VI	HI	S&LD	ID	Oth
	2	1	0	2	0	2

<div>Management</div> <div></div>	Government			Government-aided		
	Number		%	Number		%
	1018		100.00	0		0.00

Average Performance of Students in Language (%)

Overall	Gender		Area		Management		Social Group			
	Male	Female	Rural	Urban	Govt.	Aided	SC	ST	OBC	GEN
74.35	73.18	75.35	74.34	74.45	74.35	0.00	73.32	74.02	75.58	72.82

Performance on Learning Outcomes (LOs)

Learning Outcomes	Description	Average Performance(%)
L813	Read textual/non-textual materials with comprehension and identifies the details, characters, main idea and sequence of ideas and events while reading	74.35

Range of Performance of Students who Answered Correctly							
Below 30%		30% - 50%		50% - 75%		Above 75%	
Number	%	Number	%	Number	%	Number	%
32	3.14	88	8.64	337	33.10	561	55.11

Lowest Performing Learning Outcomes (LOs)

1 - Read textual/non-textual materials with comprehension and identifies the details, characters, main idea and sequence of ideas and events while reading (74.35)